

The KSystemLog Handbook

Nicolas Ternisien



The KSystemLog Handbook

Contents

1	Using KSystemLog	5
1.1	Introduction	5
1.1.1	What is KSystemLog ?	5
1.1.2	Features	5
1.2	Reading logs with KSystemLog	6
1.2.1	Getting started	7
1.2.2	Reading log files easily	7
1.2.2.1	Sorting log lines	7
1.2.2.2	Filtering log lines	8
1.2.3	Other features	8
1.2.3.1	Colorizing log lines	8
1.2.3.2	Hiding the process identifier	8
1.2.3.3	Send logd via email	8
1.2.4	Monitoring Management	9
1.2.5	Management of several opened tabs	9
2	Credits and License	10

Abstract

KSystemLog is a system log viewer tool by KDE. This program is developed for beginner users who don't know how to find information about their system or where the log files are located. It is also designed for advanced users who want to quickly see problems occurring on their server.

Chapter 1

Using KSystemLog

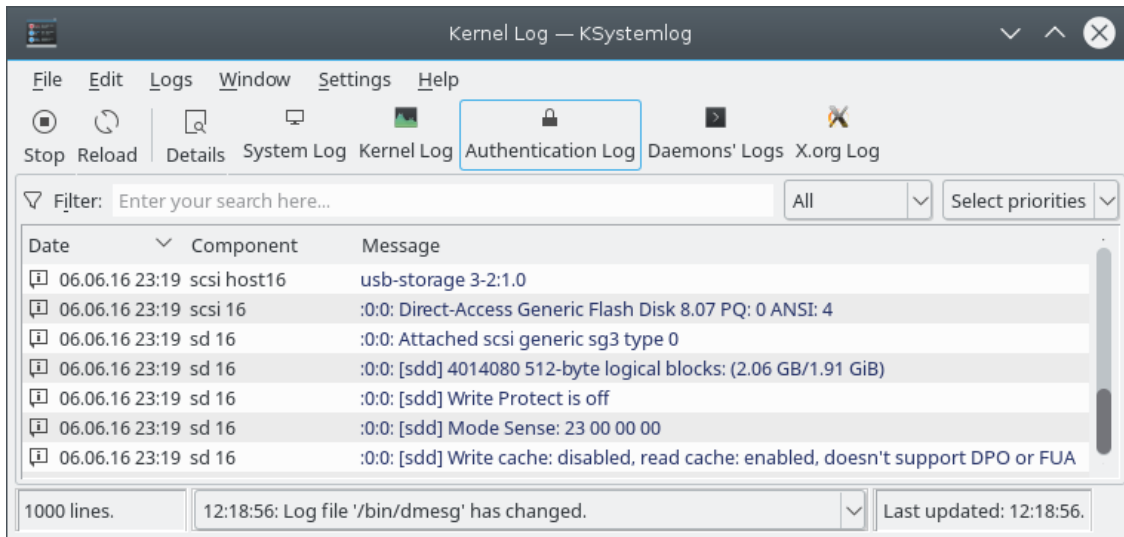
1.1 Introduction

1.1.1 What is KSystemLog ?

KSystemLog is a system log viewer tool.

KSystemLog helps users understand what their machine does in the background. KSystemLog aims to simplify the reading of system log files. This program is developed for beginner users who don't know how to find information about their system or where the log files are located in their computer.

But it is also designed for advanced users who want to quickly see problems occurring on their server. KSystemLog tries to provide some advanced features to allow sorting and reading logs from specific programs.



1.1.2 Features

In its current version, KSystemLog 0.4 has quite a number of helpful features, such as:

- Support for many different log files type, with the support of Syslog server formatting, Samba

The KSystemLog Handbook

- Tabbed view to display several logs at the same time
- Reading one log mode from multiple sources
- Auto-display of newly logged lines in bold
- Group by different criteria (log level, log file, process, hour, ...)
- Detailed information for each log lines
- Adding a log entry manually
- Filtering by priority

It supports the following log files from your system :

- Syslog logs (system messages)
- X.org logs
- Kernel logs
- Authentication logs
- ACPI logs
- Cups logs
- Postfix logs
- Apache logs
- Samba logs
- Daemons logs
- Cron logs
- XSessions logs
- Systemd / Journal logs

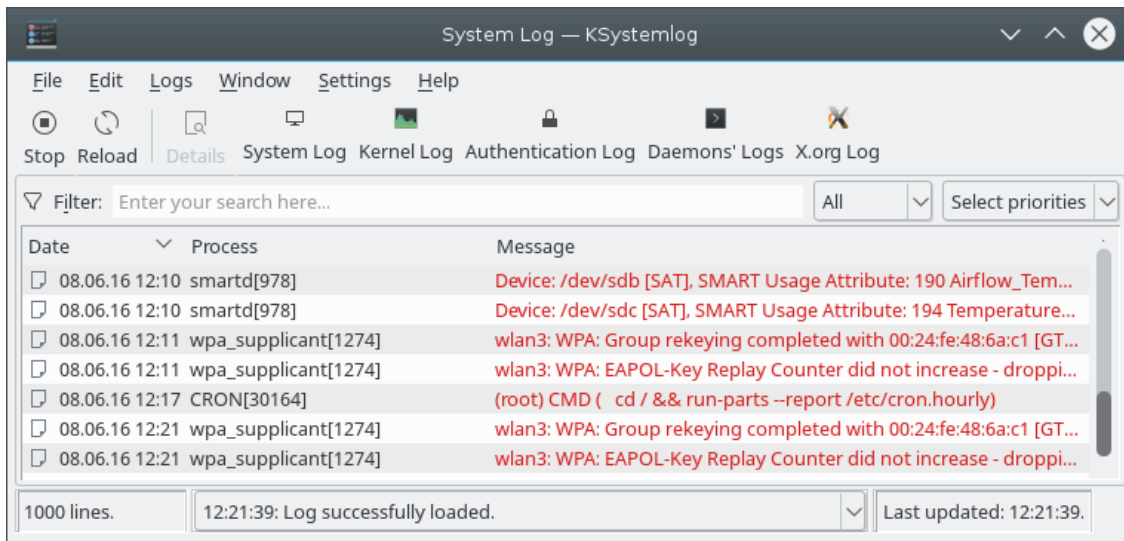
Many other features are included and will be discussed in the appropriate chapters of this manual.

1.2 Reading logs with KSystemLog

As you will see in the following screenshots, KSystemLog provides features to easily sort and filter log lines. We are now going to describe them in the next parts of this documentation.

1.2.1 Getting started

When you start KSystemLog, by default it tries to open the most useful log, the **System Log**. If it does not display it and pops up a message box, you probably forgot to launch KSystemLog as an administrator user (commonly named root). The log files are usually available in the `/var/log` folder, which is often protected against normal users. In the settings dialog you can select another log to open at startup.

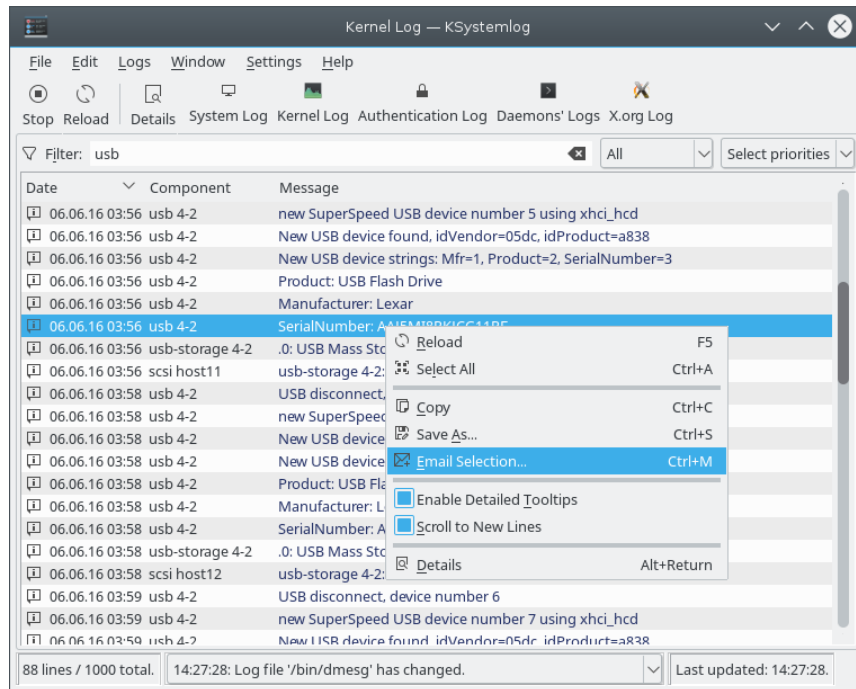


1.2.2 Reading log files easily

1.2.2.1 Sorting log lines

Every log lines are displayed in a list view, which can be sorted by clicking on the wanted column. Another click will sort it in the other order. If you want to sort the list as it was on the first loading, you can use the **Edit** → **Reload** menu item, or simply click on the first column of the list, generally named **Date**, to sort the list in the ascending order. Even if your log mode does not use time to describe each log lines, for example the **X.org Log**, the list will be correctly sorted, because KSystemLog keeps an internal order of the list.

1.2.2.2 Filtering log lines



You can also use the filter bar to filter according to the selected criteria and the typed string. Simply type something in the filter, and the list will automatically be modified to only display lines which match your filter string. By default, the combo box next to the filter selects **All**, which means that a line will be displayed only if one of its columns contains the filter string.

You can select another field to filter only this column of the list. For example, in the **System Log**, by selecting the **Process** column, and writing a process name in the filter bar, KSystemLog will display every log lines sent by this process.

1.2.3 Other features

1.2.3.1 Colorizing log lines

This option is activated by default and helps you see which lines have a higher level than the others. For example, **Error** level will be highlighted in a different color than the **Notice** one. This feature can be disabled in the configuration dialog.

1.2.3.2 Hiding the process identifier

If you are only interested in a specific process (for example in the **System Log** or the **Cron Log**), you can hide its PID in the **Process** column. This can be useful if you are trying to analyze the output of a specific command, like a Samba server. In this case, please use the [Filter Bar](#).

1.2.3.3 Send logd via email

The context menu has an action **Email Selection**. Select relevant lines in the log and use this action to open the composer window of your default email client prefilled with the selection.

1.2.4 Monitoring Management

KSystemLog provides an easy way to control the reading and the monitoring of log files. Indeed, sometimes you only need to analyze some existing log lines. In this case, you cannot tolerate the appearance of a new line. You can deactivate the monitoring of log files by clicking on the **Stop** button. This stops the opened log files from being updated while still letting them get filled by other processes. Of course, you can reactivate the monitoring by clicking on **Resume**, which will display the log lines added since the last pause.

Furthermore, to focus on the newly appeared log lines, you can toggle the **Scroll to New Lines** option.

1.2.5 Management of several opened tabs

KSystemLog allows you to open several log modes by opening multiple tabs. For this, simply use the **Window** menu to manage and open new tabs. Once you have selected the right tab, simply choose the desired log mode using the dedicated menu.

Chapter 2

Credits and License

KSystemLog

KSystemLog, Copyright 2008 by Nicolas Ternisien

Contributors:

- Patrick Dreker : Ideas, Code Improvements.
- Bojan : SSH Log mode, Printing.

Special thanks to all translators of KSystemLog.

This documentation is licensed under the terms of the [GNU Free Documentation License](#).

This program is licensed under the terms of the [GNU General Public License](#).